

## SPECIFICATIONS

Thermodynamic Cycle	Diesel 4 stroke	
Air Handling	TCA	
Arrangement	4L	
Bore x Stroke	millimeters	99 x 104
Total displacement	liters	3.2
Valves per cylinder	number	2
Cooling System	liquid	
Direction of Rotation (viewed facing flywheel)	CCW	
Compression ratio	17:1	
Injection System	M	
EGR	-	

## PERFORMANCES

Rated power [*]	kW (HP) @ rpm	53 (72) @ 2300
Peak torque	Nm (kgm) @ rpm	277 (28) @ 1250
High idle speed	rpm	2500
Low idle speed	rpm	850
Minimum starting temperature without auxiliaries	°C	-12°
Oil and oil filter maintenance interval for replacement	hours	600


## STANDARD CONFIGURATION

Flywheel housing	type	n.a.
Flywheel size	inch	n.a.
Intake manifold location	frontwards	
Exhaust manifold location	right side / rear	
Turbocharger	Fixed Geometry Turbo	
Turbocharger location	front high / right side	
Fan transmission ratio	1.1:1	
Distance between fan - crankshaft centers	millimeters	X=0 Y=280
Fuel filter	number	single cartridge - left side
Fuel prefilter	optional	
Fuel Pump	mechanical rotary pump	
Oil filter	number	single cartridge - left side
Oil sump	structural cast iron / 35° angular limits in all directions	
Oil vapours blow-by circuit	on valve cover	
Oil heat exchanger	incorporated into the block	
Oil filler	on valve cover	
Starter	12 V - 3 kW	
Alternator	12 V - 65 A with W contact	
Engine stop device	incorporated in the pump	
Wiring harness	-	
Painting color	grey	
Lift Pump	-	
Hydraulic steering pump	liters/min	-
Maximum torque available from crankshaft pulley	Nm	-

## WEIGHT AND DIMENSIONS

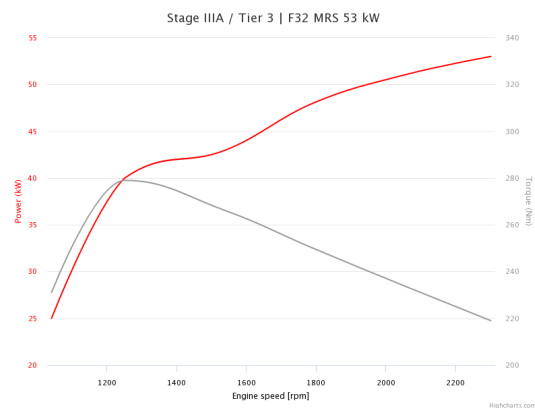
Dimensions	LxWxH (mm)	689 x 591 x 831
Dry Weight	Kg	380

DIMENSIONS CAN BE CHANGED ACCORDING TO ENGINE OPTIONS



IMAGES SHOWN ARE FOR ILLUSTRATION PURPOSE ONLY

## POWER & TORQUE



## NOT INCLUDED IN STANDARD CONFIGURATION

Power Take Off (PTO)	-	
PTO - transmission ratio	1.09:1	
PTO - maximum available torque	DIN 4 / SAE B Max 150 Nm - -	
Battery - minimum capacity recommended	Ah	180 Ah (12 V)
Battery - minimum cold cranking capacity recommended	Ah	12 V - 950 Ah

## LEGEND

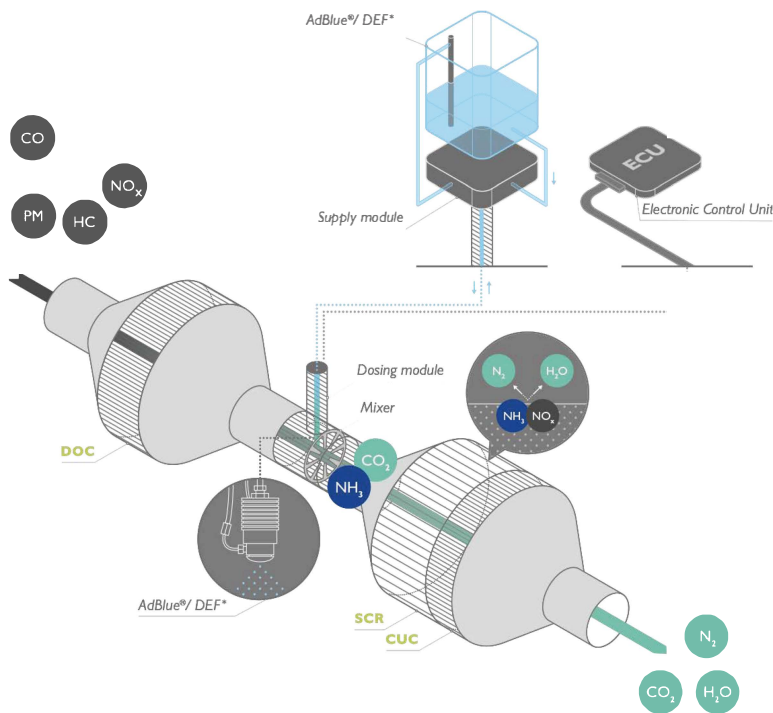
Arrangement	Air Handling	Turbocharger	Injection System	Exhaust System
L (in line)	TCA (Turbocharged with aftercooler)	WG (Wastegate)	M (Mechanical)	EGR (Exhaust Gas Recirculation)
V (90° "V" configuration)	TC (Turbocharged)	VGT (Variable Geometry Turbocharger)	ECR (Electronic Common Rail)	SCR (Selective Catalytic Reduction)
	NA (Naturally Aspirated)	TST (Twin Stage Turbocharge)	EUI (Electronic Unit Injector)	
			MPI (Multi Point Injection)	

FOR INFORMATION ON THE AVAILABLE RATINGS NOT LISTED IN THIS DOCUMENT PLEASE CONTACT THE FPT INDUSTRIAL SALES NETWORK OR VISIT OUR SITE [WWW.FPTINDUSTRIAL.COM](http://WWW.FPTINDUSTRIAL.COM)

SPECIFICATION SUBJECT TO CHANGE WITHOUT NOTICE



# AFTER TREATMENT SYSTEM



## ELEMENT

- 1 DIESEL OXIDATION CATALYST
- 2 ADBLUE® / DEF INJECTION
- 3 SELECTIVE CATALYTIC REDUCTION ON FILTER
- 4 CLEAN-UP CATALYST

## LEGEND

PM Particulate Matter  
HC unburnt Hydrocarbons  
NO<sub>x</sub> Nitrogen Oxides  
CO Carbon Monoxide  
N<sub>2</sub> Nitrogen  
CO<sub>2</sub> Carbon Dioxide  
H<sub>2</sub>O Water  
AdBlue®/ DEF = CO(NH<sub>2</sub>)<sub>2</sub> + H<sub>2</sub>O

AGRICULTURAL

## LEGEND

Arrangement	Air Handling	Turbocharger	Injection System	Exhaust System
L (in line)	TCA (Turbocharged with aftercooler)	WG (Wastegate)	M (Mechanical)	EGR (Exhaust Gas Recirculation)
V (90° "V" configuration)	TC (Turbocharged)	VGT (Variable Geometry Turbocharger)	ECR (Electronic Common Rail)	SCR (Selective Catalytic Reduction)
	NA (Naturally Aspirated)	TST (Twin Stage Turbocharge)	EUI (Electronic Unit Injector)	
			MPI (Multi Point Injection)	

FOR INFORMATION ON THE AVAILABLE RATINGS NOT LISTED IN THIS DOCUMENT PLEASE CONTACT THE FPT INDUSTRIAL SALES NETWORK OR VISIT OUR SITE [WWW.FPTINDUSTRIAL.COM](http://WWW.FPTINDUSTRIAL.COM)

SPECIFICATION SUBJECT TO CHANGE WITHOUT NOTICE

